




— eco**Lite**™ —  
**PATIO DOORS**  
STUNNING ENERGY EFFICIENCY

# CONSTRUCTION



**A** Welded frame with integrated nail fin and mechanical sash



**B** White, single point hardware with no keylock



**C** Fiberglass screen with bottom track operation

**D** Patented sliding system feature with four adjustable 1" wheels



**E** Strong, multi-chamber profile with interior and exterior accessory grooves



**F** Bottom sill protector for optimal drainage



## Available Sizes:


- 5' x 6' 8"
- 6' x 6' 8"
- No sidelites or transoms

## Options:

- White hardware with keylock
- Footlock
- Upgraded glass packages

## Colors

ecoLite patio doors are available in White only.



Optional hardware with keylock



Optional footlock

## ecoLite Patio Door 72" x 82"

Test	Test Specification	Results
Air	AAMA/WDMA/CSA 101/I.S.2/A440-08 & ASTM-E283-04	0.10 cfm/ft <sup>2</sup> @ 1.57 psf
Water	AAMA/WDMA/CSA 101/I.S.2/A440-08 & ASTM-E547-00	7.50 psf
Structural	AAMA/WDMA/CSA 101/I.S.2/A440-08 & ASTM-E330-02	R-PG50-SD

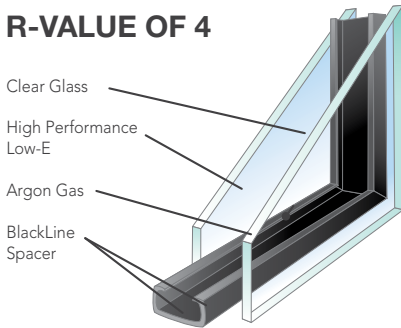
Test data is a result of sizes shown, configurations and lab conditions of a certified independent third party laboratory.

# GLASS

Intercept Blackline IG Spacer System is standard on all ecoLite® patio doors. The Blackline spacer features a one-piece U-channel design that creates an effective thermal barrier to help reduce conducted heat loss. The unique black coating creates an aesthetically pleasing sight line at the edge of the glass.

## STANDARD GLASS PACKAGE INTERCEPT® BLACKLINE LOW-E

### R-VALUE OF 4



- All R-Values are based on center of glass calculations using software from Lawrence Berkeley National Laboratory.

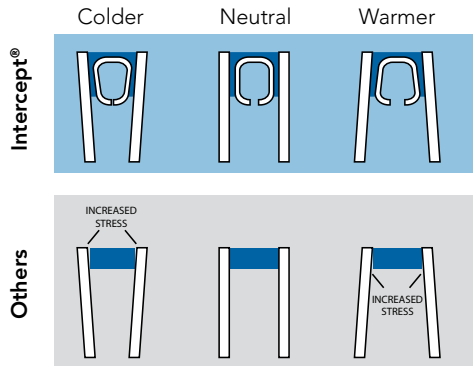
- 1" IGU thickness
- Space is flooded with Argon gas
- High performance Low-E glass coating applied to one pane

### Durability

Patented U-shaped design offers superior flexibility with no load on sealant virtually eliminating seal failures.

### Strong Corners

Patented 4<sup>th</sup> corner integrity identical to first three corners giving optimal strength.



Intercept IG spacer (top) flexes instead of the sealant during temperature changes, eliminating seal failure.


**20-YEAR**  
- LIMITED WARRANTY -

## Internal Grids

Available on all patio door styles. Additional grid patterns available, see price list for more information.



### Grid Types



### Internal Grids (Double Glazed Glass)

Internal Grids with double glazed glass are placed between the two panes of glass.

## Sample Grid Patterns



Colonial 2V5H



Cottage 1V2H



Single Prairie



Cottage TS-2V1H



Double Prairie Grids

# ēcoLite™

PATIO DOORS

“To serve, by caring for details in ways others won’t.” It’s not just our mission, but a way of letting our light shine every day at ProVia. We continually strive to put these words into action by providing unmatched quality and service. The P-icon symbolizes each employee’s commitment to devoting the utmost care, pride and quality into each building product we manufacture...it’s The Professional Way.



THE PROFESSIONAL WAY

---

Doors • Windows • Siding • Stone  
**provia.com**

© 2018 ProVia  
P-MK-02724-18 10/17

---